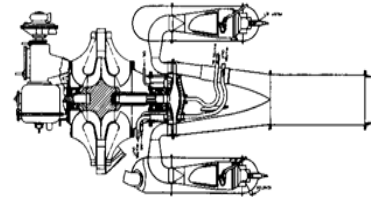


DESIGN MAINTENANCE ANALYSIS INC.



5470 SAINT ANDREWS DRIVE
SALISBURY, MD
21801
TEL: 410-860-5549

MDL 1900

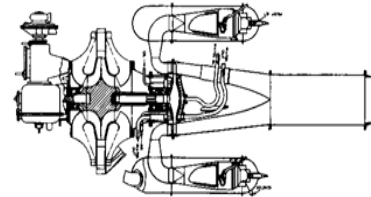
DATE: 12/8/99
REV. 5

RAYTHEON BEEHCRAFT 1900D
FLIGHT DATA RECORDER UPGRADE

CONTENTS

<u>PAGE #</u>	<u>TITLE</u>	<u>REV LEVEL</u>
PAGE ONE	CONTENTS	REV 5
PAGE TWO	<u>SPECIFICATION CONTROL DRAWINGS</u>	REV 5
PAGE THREE	<u>INSTALLATION DRAWINGS</u>	REV 5
PAGE FOUR	<u>ELECTRICAL INTERCONNECT DRAWINGS</u>	REV 4
PAGE FIVE	<u>ELECTRICAL INTERCONNECT DRAWINGS - CONTINUED</u>	REV 4
PAGE SIX	<u>ASSEMBLY DRAWINGS</u>	REV 4
PAGE SEVEN	<u>DETAIL PART DRAWINGS</u>	REV 0

DESIGN MAINTENANCE ANALYSIS INC.



5470 SAINT ANDREWS DRIVE
SALISBURY, MD
21801
TEL: 410-860-5549

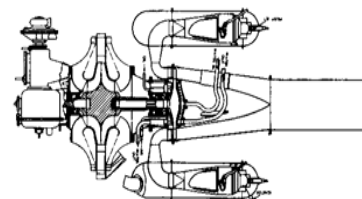
DATE: 12/8/99
REV. 5

RAYTHEON BEEHCRAFT 1900D
FLIGHT DATA RECORDER UPGRADE

SPECIFICATION CONTROL DRAWINGS

<u>DRAWING NUMBER</u>	<u>TITLE</u>	<u>SHEET</u>	<u>REVISION LEVEL</u>	<u>REVISION DATE</u>	<u>ADCN</u>
SC1900-2-2	ROLL TRANSDUCER ASSEMBLY	1 OF 1	3	12/8/99	NA
SC1900-2-3	PITCH TRIM TRANSDUCER ASSEMBLY	1 OF 1	2	11/21/99	NA
SC1900-2-4	YAW TRANSDUCER ASSEMBLY	1 OF 1	2	11/21/99	NA
SC1900-2-12	LATERAL ACCELEROMETER	1 OF 1	1	12/8/99	NA

DESIGN MAINTENANCE ANALYSIS INC.



5470 SAINT ANDREWS DRIVE
SALISBURY, MD
21801
TEL: 410-860-5549

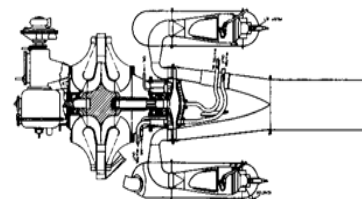
DATE: 12/8/99
REV. 5

RAYTHEON BEEHCRAFT 1900D FLIGHT DATA RECORDER UPGRADE

INSTALLATION DRAWINGS

<u>DRAWING NUMBER</u>	<u>TITLE</u>	<u>SHEET</u>	<u>REVISION LEVEL</u>	<u>REVISION DATE</u>	<u>ADCN</u>
1900-1-65	INSTALLATION PROCEDURES	1 THRU 7	5	12/8/99	NA
1900-1-00	GENERAL INSTALLATION	1 OF 3	1	12/8/99	NA
1900-1-00	GENERAL INSTALLATION FORWARD ELEVATION	2 OF 3	1	12/8/99	NA
1900-1-00	GENERAL INSTALLATION AFT ELEVATION	3 OF 3	1	12/8/99	NA
1900-1-1	ACCELEROMETER INSTALLATION	1 OF 1	1	12/8/99	NA
1900-1-2	ROLL TRANSDUCER INSTALLATION	1 OF 2	0	4/28/99	NA
1900-1-2	ROLL TRANSDUCER INSTALLATION	2 OF 2	0	4/28/99	NA
1900-1-3	PITCH TRIM TRANSDUCER INSTALLATION	1 OF 2	0	4/28/99	NA
1900-1-3	PITCH TRIM TRANSDUCER INSTALLATION	2 OF 2	0	4/28/99	NA
1900-1-4	YAW TRANSDUCER INSTALLATION	1 OF 2	0	4/28/99	NA
1900-1-4	YAW TRANSDUCER INSTALLATION	2 OF 2	0	4/28/99	NA
1900-1-12	LATERAL ACCELEROMETER INSTALLATION	1 OF 1	1	12/8/99	NA
1900-1-504	TERMINAL STRIP INSTALLATION	1 OF 2	2	12/8/99	NA
1900-1-504	TERMINAL STRIP INSTALLATION	2 OF 2	2	12/8/99	NA
1900-1-501	HARNESS INSTALLATION	1 OF 2	2	12/8/99	NA
1900-1-501	HARNESS INSTALLATION	2 OF 2	2	12/8/99	NA
1900-1-600	OPTIONAL HARNESS INSTALLATION (UE1-UE92)	1 OF 1	2	12/8/99	NA
1900-1-601	OPTIONAL HARNESS INSTALLATION (UE93 & UP))	1 OF 1	2	12/8/99	NA

DESIGN MAINTENANCE ANALYSIS INC.



5470 SAINT ANDREWS DRIVE
SALISBURY, MD
21801
TEL: 410-860-5549

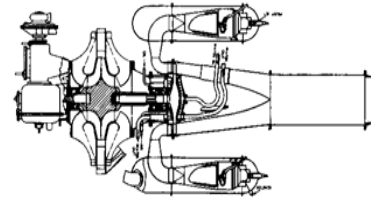
DATE: 12/8/99
REV. 4

RAYTHEON BEEHCRAFT 1900D FLIGHT DATA RECORDER UPGRADE

ELECTRICAL INTERCONNECT DRAWINGS

<u>DRAWING NUMBER</u>	<u>TITLE</u>	<u>SHEET</u>	<u>REVISION LEVEL</u>	<u>REVISION DATE</u>	<u>ADCN</u>
1900-5-5000	PRE MODIFICATION	1 OF 2	0	6/8/99	NA
1900-5-5000	PRE MODIFICATION	2 OF 2	0	6/8/99	NA
1900-5-5001	PRE MODIFICATION UE93 AND UP	1 OF 2	0	6/8/99	NA
1900-5-5001	PRE MODIFICATION UE93 AND UP	2 OF 2	1	10/11/99	NA
1900-5-6000	POST MODIFICATION	1 OF 2	1	10/11/99	NA
1900-5-6000	POST MODIFICATION	2 OF 2	2	12/8/99	NA
1900-5-6001	POST MODIFICATION UE93 AND UP	1 OF 2	1	10/11/99	NA
1900-5-6001	POST MODIFICATION UE93 AND UP	2 OF 2	2	12/8/99	NA
1900-5-2	ROLL TRANSDUCER INSTALLATION	1 OF 1	1	10/11/99	NA
1900-5-3	PITCH TRIM INSTALLATION	1 OF 4	2	12/8/99	NA
1900-5-3	PITCH TRIM INSTALLATION	2 OF 4	2	12/8/99	NA
1900-5-3	PITCH TRIM INSTALLATION	3 OF 4	2	12/8/99	NA
1900-5-3	PITCH TRIM INSTALLATION	4 OF 4	2	12/8/99	NA
1900-5-12	LATERAL ACCELEROMETER	1 OF 2	0	9/01/99	NA
1900-5-12	LATERAL ACCELEROMETER	2 OF 2	1	12/8/99	NA
1900-5-31	PITCH TRIM INSTALLATION UE93 AND UP	1 OF 4	2	12/8/99	NA
1900-5-31	PITCH TRIM INSTALLATION UE93 AND UP	2 OF 4	2	12/8/99	NA
1900-5-31	PITCH TRIM INSTALLATION UE93 AND UP	3 OF 4	2	12/8/99	NA
1900-5-31	PITCH TRIM INSTALLATION	4 OF 4	2	12/8/99	NA
1900-5-11	TRI-AXIAL ACCELEROMETER INSTALLATION	1 OF 2	2	12/8/99	NA
1900-5-11	TRI-AXIAL ACCELEROMETER INSTALLATION	2 OF 2	2	12/8/99	NA
1900-5-4	YAW TRANSDUCER INSTALLATION	1 OF 1	1	10/11/99	NA

DESIGN MAINTENANCE ANALYSIS INC.



5470 SAINT ANDREWS DRIVE
SALISBURY, MD
21801
TEL: 410-860-5549

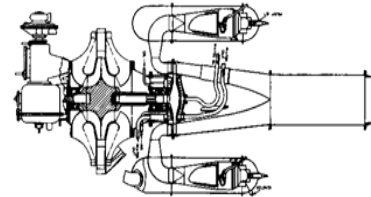
DATE: 12/8/99
REV. 4

RAYTHEON BEEHCRAFT 1900D
FLIGHT DATA RECORDER UPGRADE

ELECTRICAL INTERCONNECT DRAWINGS - CONTINUED

<u>DRAWING NUMBER</u>	<u>TITLE</u>	<u>SHEET</u>	<u>REVISION LEVEL</u>	<u>REVISION DATE</u>	<u>ADCN</u>
1900-5-504	TERMINAL STRIP INSTALLATION	1 OF 1	2	12/8/99	NA
1900-5-5041	TERMINAL STRIP INSTALLATION UE 93 AND UP	1 OF 1	2	12/8/99	NA

DESIGN MAINTENANCE ANALYSIS INC.



5470 SAINT ANDREWS DRIVE
SALISBURY, MD
21801
TEL: 410-860-5549

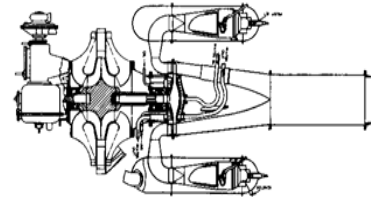
DATE: 12/8/99
REV. 4

RAYTHEON BEEHCRAFT 1900D
FLIGHT DATA RECORDER UPGRADE

ASSEMBLY DRAWINGS

<u>DRAWING NUMBER</u>	<u>TITLE</u>	<u>SHEET</u>	<u>REVISION LEVEL</u>	<u>REVISION DATE</u>	<u>ADCN</u>
1900-2-501	PROVISIONS HARNESS ASSEMBLY	1 OF 2	4	12/8/99	NA
1900-2-501	PROVISIONS HARNESS ASSEMBLY	2 OF 2	4	12/8/99	NA
1900-2-502	PROVISIONS HARNESS ASSEMBLY	1 OF 2	1	12/8/99	NA
1900-2-502	PROVISIONS HARNESS ASSEMBLY	2 OF 2	1	12/8/99	NA

DESIGN MAINTENANCE ANALYSIS INC.



5470 SAINT ANDREWS DRIVE
SALISBURY, MD
21801
TEL: 410-860-5549

DATE: 10/26/99
REV. 0

RAYTHEON BEEHCRAFT 1900D
FLIGHT DATA RECORDER UPGRADE

DETAIL PART DRAWINGS

<u>DRAWING NUMBER</u>	<u>TITLE</u>	<u>SHEET</u>	<u>REVISION LEVEL</u>	<u>REVISION DATE</u>	<u>ADCN</u>
1900-4-121	MOUNTING PLATE	1 OF 1	0	9/01/99	NA